

III. A-7.2

DWI PRASETYO

Presentasi Poster Internasional

International Congress of Pediatrics

Weather And Acute Rotavirus Diarrhea G1-Type, P8-Type Among Children Under Five Years Of Age (U5) Who Were Admitted At Hasan Sadikin Hospital, Bandung, Indonesia

Melbourne, Australia 24 Agustus – 29 Agustus 2013

Dwi Prasetyo

This is to certify that

DWI PRASETYO

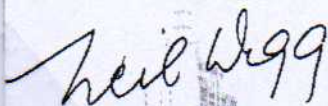
participated in the

**INTERNATIONAL
CONGRESS
OF PEDIATRICS (ICP)**

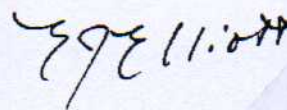
The 27th Congress of the International
Pediatric Association

held in

**24-29 AUGUST 2013
Melbourne, Australia**



A/Prof. Neil Wigg
Congress President



Prof. Elizabeth Ellicott
Scientific Program C

WEATHER AND ACUTE ROTAVIRUS DIARRHEA G1-TYPE, P8-TYPE AMONG CHILDREN UNDER FIVE YEARS OF AGE (U5) WHO WERE ADMITTED AT HASAN SADIKIN HOSPITAL, BANDUNG, INDONESIA




Y.S. Ermaya¹, D. Prasetyo¹, I.M. Sabaroedin¹, Y. Soenarto²

¹Department of Child Health, Faculty of Medicine, Universitas Padjadjaran, Hasan Sadikin Hospital, Bandung,

²Departments of Child Health and Microbiology, Faculty of Medicine, Universitas Gadjah Mada, Sardjito Hospital, Yogyakarta, Indonesia

Background and Aims

In children is the most frequent diarrhea caused by rotavirus 60%. In temperate climate countries, rotavirus infection occurs mostly at during the wintertime, whereas in tropical countries like Indonesia they occur throughout the year. Diarrhea has been made by relating its disease incidence to weather. The Aim of this presentation is to present a strain found and a relationship between weather and prevalence of rotavirus diarrhea in a province hospital in Bandung, Indonesia



Picture 1. Rotavirus

Methods

The data is taken from a multi center hospital surveillance conducted in 6 provincial, teaching hospitals in Indonesia. This Study involved all children U5 inpatients and outpatients who presented with acute diarrhea at Hasan Sadikin Hospital, from January through December 2011, a fresh fecal specimen was obtained from enrolled children within 24 h after admission and was stored at 4°C-8°C before being tested at Laboratory of Microbiology, UGM, which was support by WHO-SEARO Laboratory. The weather information was monthly obtained from a climatology meteorology and geophysics Bandung institution

Results